

# RS PRO R30 basic SC



Multipack  
 EAN 4007841 084936  
 Article number 084936



LED

36 years (Ø 4,5h / day)



Settings via App

3000 K

3000K warm-white



high frequency sensor 360°



max. 10 m



IP40



2 - 2000 lux



Light source not exchangeable



Control gear not exchangeable



5 sec - 30 min

## Function description

Digital. Ingenious. Wirelessly adjustable via app, the digital RS PRO R30 basic SC sensor-switched light makes connected lighting incredibly easy. Easily started up, interconnected and adjusted in any chosen way via app, it comes with 3 lighting functions: basic light level, dimmable main light and emergency light. High-precision HF sensor (10 m reach). The opal diffuser bonnet ensures even light distribution. 23,22 W, 2813 lm. 3000 K, 420 x 55 mm. Emergency lighting operation is alternatively possible via connection to central battery systems.

## Technical specifications

Dimensions (Ø x H)	420 x 55 mm
With lamp	Yes, STEINEL LED system
With motion detector	Yes
Manufacturer's Warranty	5 years
Settings via	Bluetooth
With remote control	No
Version	Multipack
PU1, EAN	4007841084936
Application, place	Indoors
Application, room	corridor / aisle, changing room, function room / ancillary room, kitchenette, stairwell, Indoors
Colour	white
includes sheet of self-adhesive numbers	No
Installation site	ceiling, wall
Installation	Wall, Ceiling, Surface wiring

Colour temperature	3000 K
Colour variation LED	SDCM3
Lamp	LED cannot be replaced
Base	without
LED cooling system	Passive Thermo Control
Soft light start	Yes
Continuous light	selectable
Functions	Group parameterisation, Manual ON / ON-OFF, Neighbouring group function, Orientation light, Motions sensor, Light sensor, Encrypted communication, Free selection of the light value in a luminaire group, Adjustable fade time when switching on and off
Twilight setting	2 – 2000 lx
Time setting	5 s – 60 Min.
Basic light level function	Yes
Basic light level function, detail	LED effect light

# RS PRO R30 basic SC

Multipack  
 EAN 4007841 084936  
 Article number 084936



## Technical specifications

Impact resistance	IK07
IP-rating	IP40
Protection class	II
Ambient temperature	-20 – 40 °C
Housing material	Plastic
Cover material	PC, opal
Mains power supply	220 – 240 V / 50 – 60 Hz
Power consumption	0,3 W
Mounting height max.	4,00 m
HF-system	5,8 GHz
Slave modeselectable	Yes
Detection	also through glass, wood and stud walls
Capability of masking out individual segments	Yes
Electronic scalability	Yes
Mechanical scalability	No
Reach, radial	Ø 10 m (79 m <sup>2</sup> )
Reach, tangential	Ø 10 m (79 m <sup>2</sup> )
Photo-cell controller	Yes
Transmitter power	< 1 mW
Luminous flux total product	2813 lm
Total product efficiency	121 lm/W

Basic light level function time	1-60 min
Main light adjustable	0 - 100 %
Twilight setting TEACH	Yes
Interconnection	Yes
Type of interconnection	Master/master
Interconnection via	Bluetooth Mesh Connect
Lifetime LED according to IEC-62717 (L70)	100000
Lifetime LED according to IEC-62717 (L80)	74000
Lebensdauer LED nach IES TM-21 (L70)	60000
Lifetime LED according to IES TM-21 (L80)	60000
Fuse protection B10	46
Fuse protection B16	74
Fuse protection C10	77
Fuse protection C16	122
Basic light level function in per cent	0 – 100 %
Output	23,22 W
Colour Rendering Index CRI	= 82
Photobiological safety in accordance with EN 62471	RG1
Starting current, maximum	13 A
Angle of aperture	160 °
IP-rating, ceiling	IP40
Detection angle	360 °
Product category	Sensor-switched LED indoor light

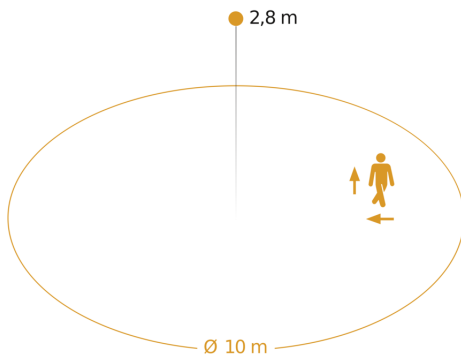
## Accessories

EAN 4007841 087234	Adapter R-Series for Emergency Light Switch
EAN 4007841 064143	R-series emergency light module
EAN 4007841 084653	Wireless push button PB2-Bluetooth
EAN 4007841 084660	Wireless push button PB4-Bluetooth

# RS PRO R30 basic SC

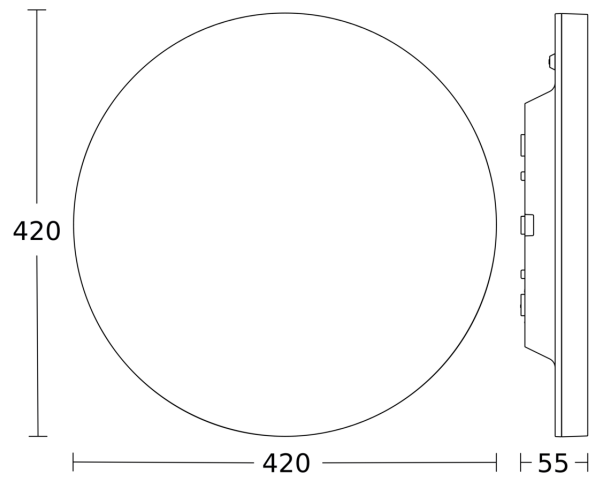
Multipack  
EAN 4007841 084936  
Article number 084936

## Detection Zone

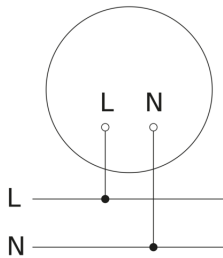


Possible mounting height: 2,00 m - 4,00 m  
Orange: radial and tangential

## Dimension Drawing



## Circuit diagram 1



## Schaltplan 2

